

**Mat-in-a-Box<sup>®</sup> 1550** | *Modular Barrier Matting*



**GRADUS**

# Mat-in-a-Box<sup>®</sup> 1550

*A modular barrier matting system that is quick and easy to install.*



## ✓ **Quick & easy to install**

- Quick on-site assembly
- Easy to cut & trim on-site
- For use in matwells or can be surface mounted

## ✓ **Ideal for use in many applications**

- Offices, schools & high street shops<sup>†</sup>
- Suitable for trolley traffic<sup>\*</sup>
- Ideal for use where electronic tagging systems operate

## ✓ **Available from stock**

- Call Gradus Technical Support for details of your nearest stockist

## ✓ **5 year warranty\*\***

<sup>†</sup> Suitable for foot traffic of up to 5,000 crossings per day.

<sup>\*</sup> Suitable for trolleys up to 400kg. Based on a test using a 4 wheeled trolley (100kg per wheel) with 150x45mm hard rubber wheels for 30,000 passes.

<sup>\*\*</sup> 5 year manufacturing defects warranty. Warranty is subject to type of application, installation and on-going cleaning and maintenance being in accordance with Gradus recommendations. Additional terms & conditions apply - details available on request

All Gradus Accessories warranties are subject to Gradus Accessories terms & conditions of sale which can be found at [www.gradus.com](http://www.gradus.com)

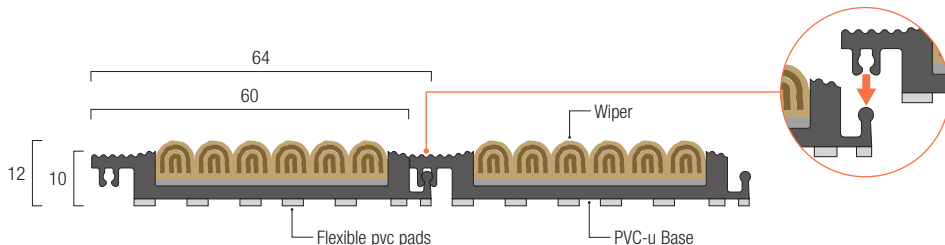
## Product Information

- Constructed from 100% polypropylene wipers and a black or Glacier (grey) PVC-u base incorporating flexible pvc pads for noise reduction
- Supplied in components. Standard box contains 2 square metres (16 x 2m lengths), edging strip (1 x 2m), support piece (1 x 2m) and expansion strip (1 x 2m)
- Individual sections clip together on-site for quick and easy assembly (see below)
- Closed construction
- 12mm thickness
- Suitable for interior use
- Slip resistance (HSL ramp test) – low risk of slip
- Flammability BS EN 13501-1 Class Efl

### Profiles:

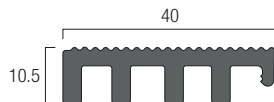
Dimensions shown are nominal.  
Illustrations are 70% size in mm.  
Products subject to minor design  
alterations without notice.

## Dimensions



## Accessories

Supplied in black or Glacier (grey)



MB12SP  
Edging Strip



MB12SU  
Support Piece



MB12EJ  
Expansion Strip

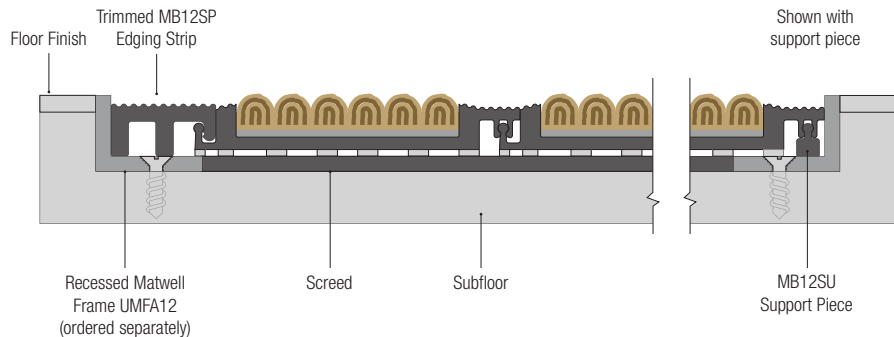
Accessories also available separately if required.

**Profiles:**

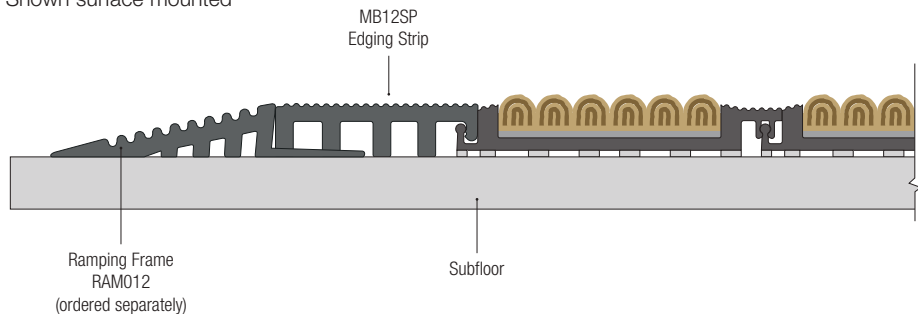
Dimensions shown are nominal.  
Illustrations are 70% size in mm.  
Products subject to minor design  
alterations without notice.

## Typical Installation

Shown recessed in a matwell

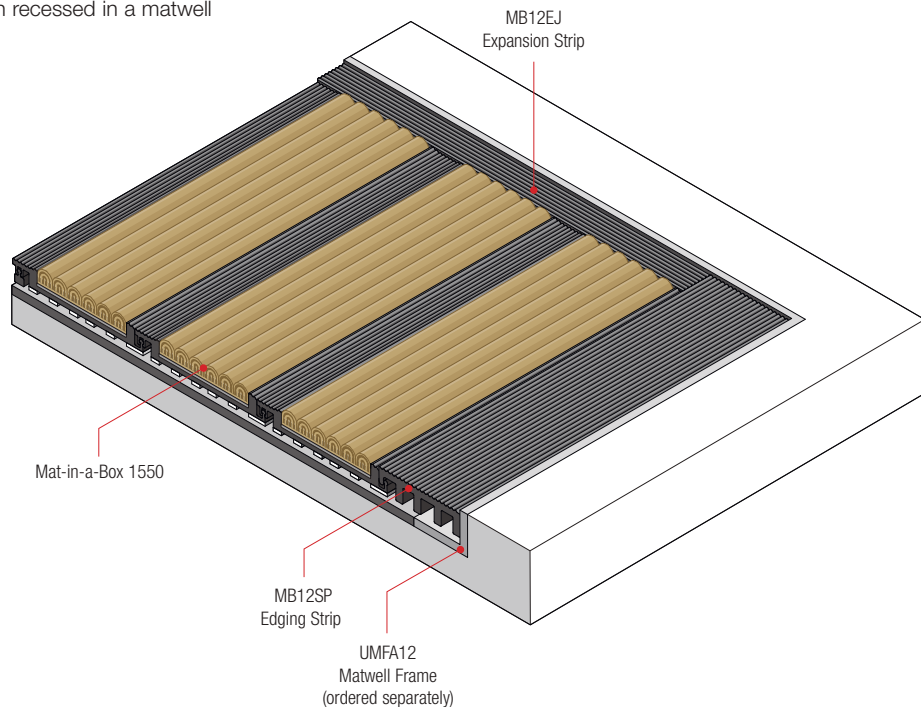


Shown surface mounted



## Typical Installation

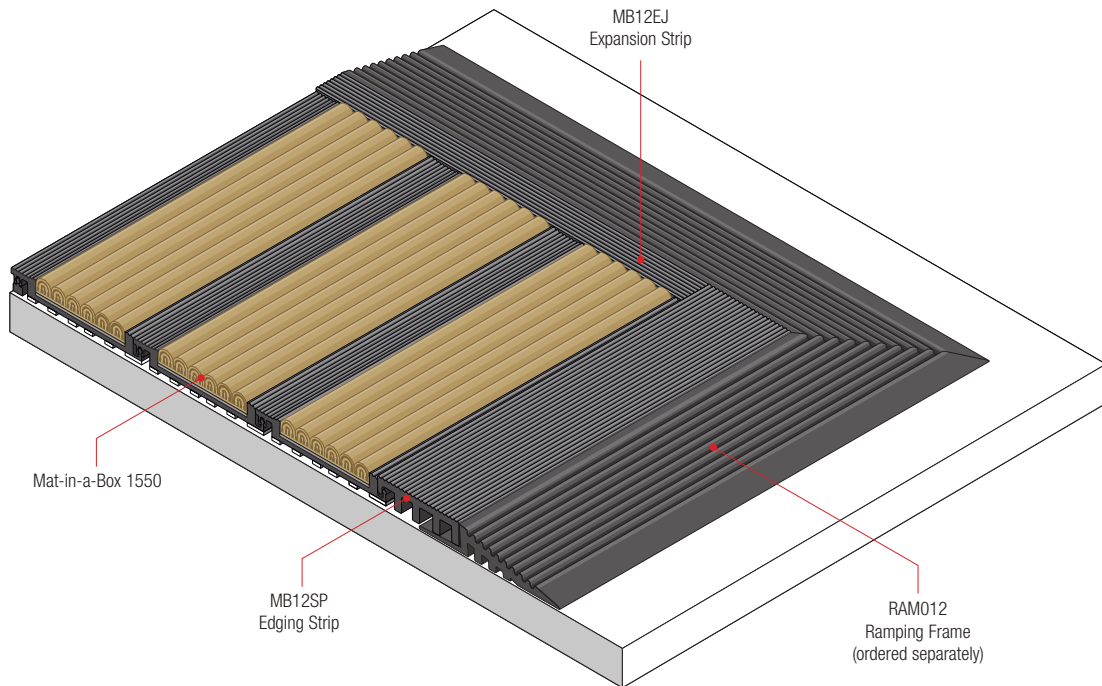
Shown recessed in a matwell



## Typical Installation

For installation instructions visit [www.gradus.com](http://www.gradus.com)

Shown surface mounted



### ***Wiper Colour Options***



*Tempestas*



*Calculus*



*Terra*

### ***Base Colour Options***



*Black*  
*(shown with Tempestas wipers)*



*Glacier (grey)*  
*(shown with Calculus wipers)*

**Gradus Accessories Park Green Macclesfield Cheshire SK11 7LZ UK Tel: 01625 428922**

For enquiries outside the UK and Eire contact Gradus International on +44 (0)1625 613780

**[www.gradus.com](http://www.gradus.com)**